

Age and Cargo - in '000 Tonnes

Middle East Exports

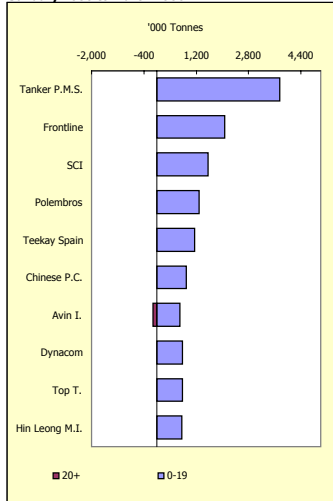
January 2006 to March 2006

Owner	0-19	20+	Total	%0-19	%20+
Tanker P.M.S.	3,774	0	3,774	100	0
Frontline	2,083	0	2,083	100	0
SCI	1,576	0	1,576	100	0
Polembros	1,300	0	1,300	100	0
Teekay Spain	1,170	0	1,170	100	0
Chinese P.C.	910	0	910	100	0
Avin I.	720	130	850	85	15
Dynacom	795	0	795	100	0
Top T.	790	0	790	100	0
Hin Leong M.I.	785	0	785	100	0
Others	12,828	614	13,442	95	5
Total	26,730	744	27,474	97	3

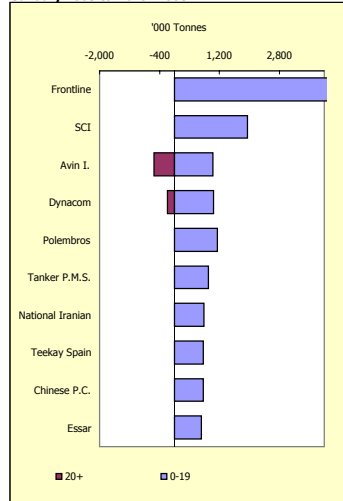
January 2005 to March 2005

Owner	0-19	20+	Total	%0-19	%20+
Frontline	4,112	0	4,112	100	0
SCI	1,963	0	1,963	100	0
Avin I.	1,040	543	1,583	66	34
Dynacom	1,055	180	1,235	85	15
Polembros	1,170	0	1,170	100	0
Tanker P.M.S.	925	0	925	100	0
National Iranian	795	0	795	100	0
Teekay Spain	790	0	790	100	0
Chinese P.C.	780	0	780	100	0
Essar	740	0	740	100	0
Others	11,040	1,944	12,984	85	15
Total	24,410	2,667	27,077	90	10

January 2006 to March 2006



January 2005 to March 2005



West Africa Exports

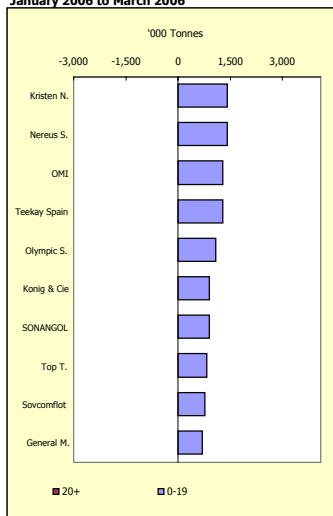
January 2006 to March 2006

Owner	0-19	20+	Total	%0-19	%20+
Kristen N.	1,430	0	1,430	100	0
Nereus S.	1,430	0	1,430	100	0
OMI	1,310	0	1,310	100	0
Teekay Spain	1,300	0	1,300	100	0
Olympic S.	1,105	0	1,105	100	0
Konig & Cie	910	0	910	100	0
SONANGOL	910	0	910	100	0
Top T.	845	0	845	100	0
Sovcomflot	780	0	780	100	0
General M.	720	0	720	100	0
Others	12,890	0	12,890	100	0
Total	23,630	0	23,630	100	0

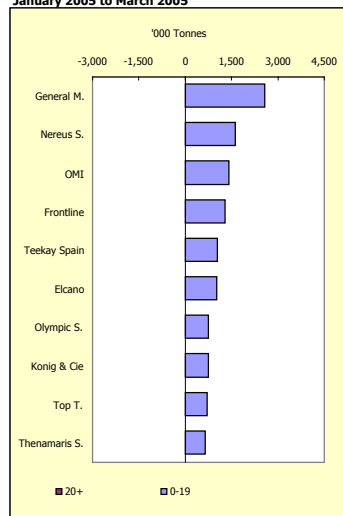
January 2005 to March 2005

Owner	0-19	20+	Total	%0-19	%20+
General M.	2,600	0	2,600	100	0
Nereus S.	1,640	0	1,640	100	0
OMI	1,435	0	1,435	100	0
Frontline	1,300	0	1,300	100	0
Teekay Spain	1,060	0	1,060	100	0
Elcano	1,040	0	1,040	100	0
Olympic S.	780	0	780	100	0
Konig & Cie	780	0	780	100	0
Top T.	730	0	730	100	0
Thenamaris S.	660	0	660	100	0
Others	10,705	0	10,705	100	0
Total	22,730	0	22,730	100	0

January 2006 to March 2006



January 2005 to March 2005



North Sea Exports

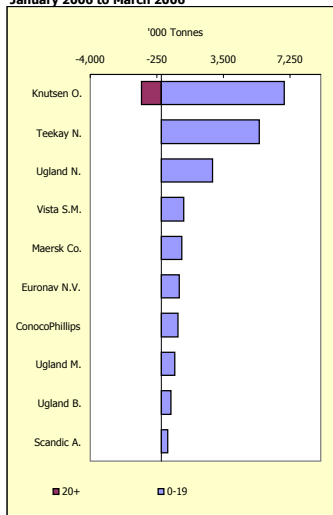
January 2006 to March 2006

Owner	0-19	20+	Total	%0-19	%20+
Knutsen O.	6,970	1,120	8,090	86	14
Teekay N.	5,560	0	5,560	100	0
Ugland N.	2,950	0	2,950	100	0
Vista S.M.	1,300	0	1,300	100	0
Maersk Co.	1,200	0	1,200	100	0
Euronav N.V.	1,040	0	1,040	100	0
ConocoPhillips	1,000	0	1,000	100	0
Ugland M.	800	0	800	100	0
Ugland B.	600	0	600	100	0
Scandic A.	405	0	405	100	0
Others	2,825	0	2,825	100	0
Total	24,650	1,120	25,770	96	4

January 2005 to March 2005

Owner	0-19	20+	Total	%0-19	%20+
Knutsen O.	6,740	360	7,100	95	5
Teekay N.	5,640	0	5,640	100	0
Ugland N.	2,380	880	3,260	73	27
Vista S.M.	1,550	0	1,550	100	0
Maersk Co.	1,200	0	1,200	100	0
Ugland M.	800	0	800	100	0
Ceres H.	790	0	790	100	0
Teekay S.	780	0	780	100	0
ConocoPhillips	700	0	700	100	0
Ugland B.	560	0	560	100	0
Others	5,905	0	5,905	100	0
Total	27,045	1,240	28,285	96	4

January 2006 to March 2006



January 2005 to March 2005

